



2009 SUN DEVIL SOFTBALL

NCAA Tempe Super Regional •
North Dakota State • Tempe, Ariz. • May. 22 & 23

2009 SEASON RESULTS

Overall Record: 44-17

Pac-10 Record: 10-11

DATE	OPPONENT	LOCATION	TIME/W-L
Feb. 6-8	Kajikawa Classic	Tempe, Ariz.	5 W, 1 L
Feb. 12	UT-C	Farrington	W; 8-0 (5)
Feb. 13-15	Littlewood Cla.	Farrington	5 W
Feb. 19-22	Palm Springs Cla.	Palm Springs, Calif.	2 W, 3 L
Feb. 27-Mar. 1	Wilson/DeMarini	Farrington	5 W
Mar. 6	S. Dakota State	Farrington	13-0 (5)
Mar. 7	S. Dakota State	Farrington	14-2 (5)
Mar. 8	S. Dakota State	Farrington	9-1 (5)
Mar. 12-15	Judi Garman Cla.	Fullerton, Calif.	4 W, 1 L
Mar. 20&21	Long Beach St (3 gm)	Farrington	3 Ws
Mar. 27	Oregon*	Farrington	8-0 (5)
Mar. 28	Oregon State*	Farrington	11-3 (6)
Mar. 29	Oregon State*	Farrington	8-0 (5)
Apr. 3	UCLA* (FSN)	Westwood, Calif.	W; 5-0
Apr. 4	Washington*	Seattle, Wash.	L; 11-3 (5)
Apr. 5	Washington*	Seattle, Wash.	L; 3-2
Apr. 7	UNLV (DH)	Farrington	2 Ws (5 innings)
Apr. 10	Arizona*	Tucson, Ariz.	L; 10-8
Apr. 11	Arizona*	Tucson, Ariz.	L; 3-2
Apr. 17	Cal*	Farrington	W; 6-4
Apr. 18	Stanford*	Farrington	L; 7-6 (8)
Apr. 19	Stanford*	Farrington	W; 10-1 (5)
Apr. 24	Washington*	Farrington	W; 9-3
Apr. 25	UCLA* (FSN)	Farrington	L; 9-1 (5)
Apr. 26	ULCA*	Farrington	L; 10-6
Apr. 29	Arizona*	Farrington	L; 10-6
May 1	Stanford*	Palo Verde, Calif.	L; 4-0
May 2	Cal*	Berkeley, Calif.	L; 4-2
May 3	Cal*	Berkeley, Calif.	W; 7-3
May 7	Oregon State*	Corvallis, Ore.	L; 5-4
May 8	Oregon*	Eugene, Ore.	W; 5-1
May 9	Oregon*	Eugene, Ore.	W; 5-1
May 15-17	NCAA Regionals	Tempe, Ariz.	4 W, 1 L
May 23-24	NCAA Super Reg.	TBA	TBA
May 28-June 3	WCWS	Oklahoma City, Okla.	All Day

MEDIA RELATIONS

Softball Contact: Kerry Howe
Office Phone: 480-965-1237
Cell Phone: 480-254-8345
Email: kerry.howe@asu.edu

No. 10 Softball Brave the Bison for a Trip to the WCWS

THIS WEEK

The Sun Devil Softball squad (44-17 overall, 10-11 Pac-10) will face-off against the North Dakota State Bison this weekend with a trip to their fourth consecutive WCWS on the line as well as their title defense of their 2008 NCAA Championship. Game one will be played Friday, May 22 at 4 p.m. with Game Two on Saturday, May 23 at 1:30 p.m. with Game Three following shortly after if necessary. All games will be played in Tempe at Farrington Stadium.

SERIES HISTORY & SCOUTING REPORT

The North Dakota State Bisons may prove to be a tougher opponent than some may realize as they are one that ASU hasn't faced yet in their 42 years of competition. Part of the reason being that NDSU wasn't too long ago a D2 program...and a good one at that, as they held the title of NCAA D2 Champions.

The Bison enter this weekend with a record of 38-18 overall on the season with an ace in Ani Padilla in the circle with an amazing 1.99 ERA and a 26-10 record, which is strangely similar to one Hillary Bach's 28-9 record....

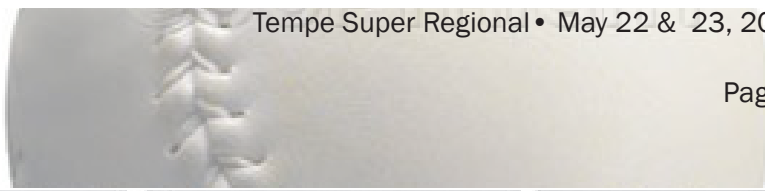
In the batter's box for the Bison, leading the way is Melissa Chmielewski with a .355 average and 14 doubles with 10 home runs for an amazing .591 slugging percentage proving the Bison are definitely something to write home about.

UP NEXT

Should the Sun Devils advance past this weekend, they will head to their eighth overall and fourth consecutive (a program record) Women's College World Series in Oklahoma City, OK with games starting May 28.

NON-STOP UNTIL THEY REACH THE TOP

In the polls for 2008, the Sun Devils enjoyed a new record in the rankings section as they attained their highest ranking ever with a #2 ranking coming in Week 2 and continuing until Week 5. The best ranking was saved for the middle of the season....and the end. Number One in all polls. The ranking also marked the first time the Sun Devils have ever surpassed the Arizona Wildcats in ranking and only the second time they have passed UCLA (Last was in 2002.) This season, the Sun Devils have also set a new ranking record as they were awarded a No. 2 preseason ranking by USA Softball, the highest preseason ranking the Devils have ever received.



QUICK FACTS

2009 Facts

2009 Overall Record: 44-17
 2009 Pac-10 Record/Finish: 10-11/ 6th
 2008 NFCA/USA Softball Team Ranking: #1/1

2008 Review

2008 Record: 66-5
 2008 Conference Record/Finish: 18-3/1st
 2008 Postseason Record: 11-0
 2008 Postseason Finish:... NCAA National Champions
 2008 Final Ranking: 1st
 Letterwinners Returning/Lost: 18/6

Coaching

Head Coach: Clint Myers, 4th Year
 Career Record: 654-80
 Record at ASU: 173-37
 Associate Head Coach: Robert Wagner, 4th Year
 Assistant Coach: Kirsten Voak, 4th Year

History

NCAA Appearances: 22 (Four Consecutive)
 Best Finish: 2008 - NCAA National Champions
 Seven WCWS (82, 87, 99, 02, 06, 07, 08 - 3 consecutive)

School Information

Home Facility: Farrington Stadium (1,535)
 Founded: 1885
 Enrollment: 67,084
 Conference: Pacific-10
 Nickname: Sun Devils
 Colors: Maroon and Gold
 President: Dr. Michael Crow
 Vice President for Athletics: Lisa Love

Sports Information Department

Softball SID: Kerry Howe
 Howe's Email: kerry.howe@asu.edu
 Howe's Office Phone: 480-965-1237
 Howe's Cell Phone: 480-254-8345
 SID Office Phone: 480-965-6592
 SID Office Fax: 480-965-5408
 Web Site: www.thesundevils.com

Rankings By Weeks: (NFCA/ USA Softball)

Preseason - 2/3
 Week 1: 3/4
 Week 2: 3/7
 Week 3: 8/11
 Week 4: 7/10
 Week 5: 6/11
 Week 6: 6/11
 Week 7: 6/9
 Week 8: 4/8
 Week 9: 5/8
 Week 10: 5/8
 Week 11: 4/8
 Week 12: 6/9
 Week 13: 9/11
 Week 14: 9/12

LEADERS OF THE PAC

At the end of regular season play in 2008, the Sun Devils claimed their first Pac-10 championship title. After only a few weeks in, the Sun Devils are already dotting their names in both team and individual standings.

Pac-10 Team Standings:

Wins - Second (44)
 Batting average - Second (.324)
 On-base percentage - Second (.424)
 Slugging Percentage - Second (.554)
 Runs scored - Second (417)
 Hits - Second (511)
 Home runs - Second (85)
 RBIs - Second (389)
 Total bases - Second (866)
 Walks - Second (247)
 Doubles - Third (88)
 Sac bunts - Third - (31)
 Stolen Bases -Fifth (57)

WHERE THEY STACK UP

As always, the Sun Devils will play one of the toughest schedules in the country, with the always powerful Pac-10 Conference schedule. Currently, the Pac-10 has six of the eight teams ranked in the top 25, with FIVE in the Top-10 alone and FOUR in the top five. Of eight teams...six made the NCAA tournament and all advanced to the Super Regional Round.


**2009 NFCA POLL
WEEK 14**

Rank	Record	School
1	55-3	Florida
2	41-9	UCLA*
3	41-10	Washington*
4	47-9	Alabama
5	44-9	Stanford*
6	41-14	Arizona*
7	41-10	Michigan
8	39-10	Georgia
9	40-16	Arizona State*
10	40-14	Oklahoma
11	44-9	Ohio State
12	45-9	Missouri
13	31-13	Northwestern
14	35-18	Cal*
15	45-11	North Carolina
16	43-14	Florida State
17	43-13	Georgia Tech
18	38-16-1	Tennessee
19	47-9	Louisville
20	37-12	DePaul
21	43-11	ULL
22	39-10	Cal Poly
23	32-16-1	LSU
24	38-8	UMass
25	41-15	Notre Dame
		*-Pac-10 Team

2009 Pac-10 Individual Offensive Standings:
Kaitlin Cochran:

On-Base Percentage - FIRST (.612)

Walks - FIRST (59 - 7 intentional)

Slugging Percentage - Second (.917)

Runs Scored - Second (65)

Home Runs - Third (20)

RBIs - Fourth (59)

Batting Average - Fifth (.424)

Total Bases - Fifth (132)

Doubles - Ninth (11)

2009 Pac-10 Individual Defensive Standings:
Hillary Bach:

Wins - Third - (28)

Batters Struck Out - Seventh (151)

Batters Struck Out Looking - Seventh (40)

NC-AATIONALLY FAMOUS

The Pac-10 isn't the only place that the Sun Devils' stats appeared in 2008. They were also among the top performers in the nation. According to NCAA stats in 2009:

Kaitlin Cochran:

- Ranked FIRST in on base percentage (.612)

- Ranked 4th in slugging percentage (.917)

- Ranked 4th in home runs (20)

- Ranked 3rd in walks (.97)

- Ranked 9th in home runs per game (.33)

- Ranked 12th in runs per game (1.07)

- Ranked 26th in RBIs per game (.97)

- Ranked 25th in batting average (.424)

Hillary Bach:

- Ranked 9th in shutouts (12.0)

- Ranked 11th in victories (28)

Katelyn Boyd:

- Ranked 26th in runs batted in per game (1.0)

- Ranked 37th in runs per game (.9)

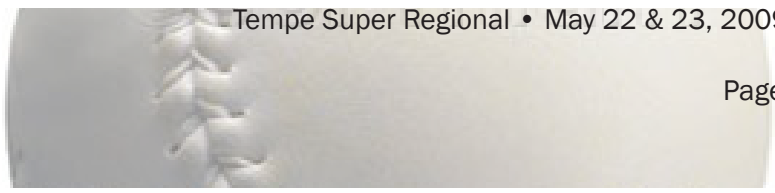
Lesley Rogers:

- Ranked 25th in sacrifice flies (3.0)

- Ranked 27th in triples (3.0)

- Ranked 39th in runs per game (.89)

- Ranked 50th in walks (.6)

**Team:**

- Ranked 2nd in scoring (6.84)
- Ranked 5th in slugging percentage (.549)
- Ranked 6th in home runs per game (1.39)
- Ranked 5th in batting average (.324)
- Ranked 16th in double plays per game (.46)
- Ranked 25th in WL Percentage (.721)
- Ranked 27th in Doubles per game (1.44)

SMOKING SENIOR

Senior, three-time First-Team All-American, Kaitlin Cochran looks to kick-off her senior season the same way she did her freshman, sophomore & junior seasons: phenomenally. Some of her personal stats include:

Hits:

Current: 61

2007: 92 (A new ASU Single-Season Record)

Career: 312 - FIRST in ASU Career records (7 from tying 10th place in Pac-10 history with Sara Pickering)

Doubles:

Current: 11

2008: 19 - NEW ASU Single-Season Record!

Career: 53- FIRST in ASU Career Records over Kara Brun's 50 - Tied for 10th in Pac-10 history

Triples:

Current: 0

Career: 10 - 6th place in ASU Career History

Home Runs:

Current: 20 - New ASU single-season record (5 from tying for 9th in Pac-10 history)

2007: 18 (First in the Pac-10 - New ASU single-season record)

Career: 68 - FIRST in ASU Career Records over Mindy Cowles' 60 from 2004-08 - 6th in Pac-10 history - 5 to tie for 6th place

RBI:

Current: 59

2006 - 61 - Second in ASU Single-Season History

Career: 230 - FIRST ALL TIME IN ASU CAREER HISTORY! (Tied for 10th in Pac-10 history...3 from tying for 9th with Kristen Rivera)

Runs Scored:

Current: 65

Career: 270 (3rd in Pac-10 history- 19 from tying for 2nd)

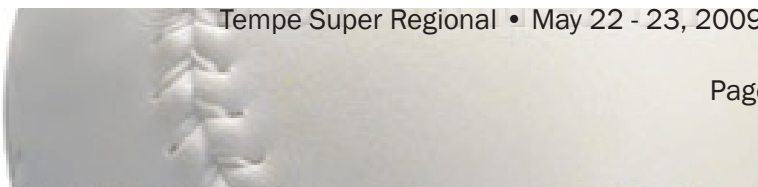
BB:

Current: 59

2007: 59 - Led the Pac-10 - 14th in NCAA history

2008: 74 - Led the Pac-10 - 6th in NCAA history

Career: 230 - 3rd in Pac-10 history (10 from 2nd) - 3rd in NCAA history (10 from 2nd)



IBB:

2008: 29 - NEW NCAA SINGLE-SEASON RECORD!

Current: 7

Career: 60 - 3rd in NCAA history, 8 to tie 2nd

TEAM WITH A DREAM:

While the 2009 Sun Devil Softball team is chasing a consecutive NCAA title, they have other goals in mind. In the 2006, 2007 & 2008 seasons they broke almost every offensive record in ASU history, and they're looking to break them yet again. Some of the records they set in 2008 and look to re-set are:

Runs:

ASU Season Record: 480 - Set in 2008

Current total: 417

Doubles:

ASU Season Record: 107 - Set in 2008

Current total: 88

Home Runs:

ASU Season Record: 99 - Set in 2008 - 7th in NCAA history

Current: 85

RBIs:

ASU Season Record: 439 - Set in 2008

Current: 389

BB:

ASU Season Record: 301 - Set in 2008 - NCAA RECORD!

Current: 247

Wins:

Record: 66 - Set in 2008 - 3rd in NCAA history

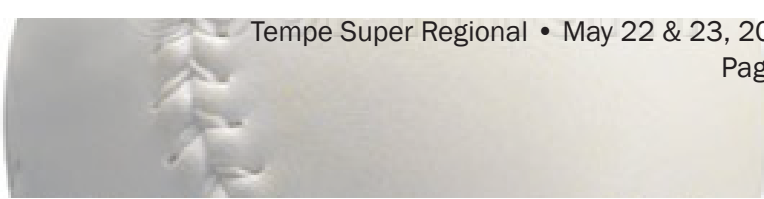
Current: 44

RUNS IN SCORING POSITION?

Last year the Sun Devil offense has had an affinity for starting off ahead. This year's squad is no exception, though might be even better as they seem to surge in the middle of games as well since most of their 417 runs have been scored in the second, third and fifth innings with 78 in the second, 76 in the third, and 74 in the fifth.

BIG POWER, LITTLE PACKAGE

Sophomore transfer from Louisville, Kaylyn Castillo showed up on ASU's doorstep this season and has refused to produce nothing but power. The tiny catcher has a quick arm behind the plate and even quicker bat while at it. She's currently batting .348 with 38 RBIs and six home runs for a .533 slugging percentage, one long ball coming against UCLA in Westwood and another a game-winning grand slam against Cal.



BEAT EM' TO THE SCOREBOARD

Sun Devils have a goal of ensuring they put up runs before their opponents do...and when they have scored first this season, they're 30-2.

DON'T CALL IT A COMEBACK...

Don't count them out if they can't post the first run though, as they're still 14-15 on the season when their opponent takes it to them first.

ASU'S MAGIC LOTTO NUMBERS...5, 7, 2 & 6?

The Sun Devils have a peculiar sort of stat this season in that games in which ASU scores EXACTLY five runs they are 11-0 on the season...and games when they score exactly seven runs...they're 3-0.

Oddly enough the magic works the other way as well, for when opponents score exactly two runs in a game... ASU is 8-0...and when they score exactly six...2-0...funny how things work...

HOME SWEEEEEEET HOME

The Sun Devils have found their home at Farrington Stadium to be a welcome one. Last season they held a 43-2 overall record at home, as well as an 9-1 Pac-10 record. They're currently 34-6 playing in Farrington Stadium in 2009.

WE'VE GOT OUR EYE ON YOU...

The Amateur Softball Association, the National Governing Body of Softball in the United States, has selected its 'Top 50 Watch List' for the 7th Annual USA Softball National Collegiate Player of the Year Award. This award, which is considered one of the most prestigious honors in women's collegiate softball, is designed to recognize outstanding athletic achievement by female collegiate softball players across the country.

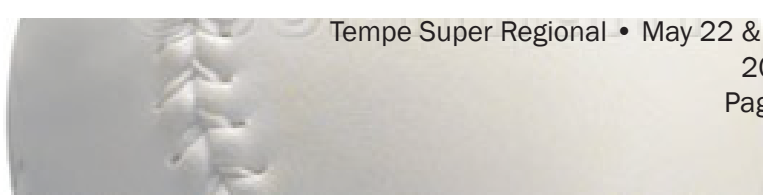
This season three-time First-Team All-American Kaitlin Cochran was again added to the Watch List for the third consecutive season and has made the cut yet again to the Top Three Finalists, all of which who will be flown out to Oklahoma City for the USA Softball Player of the Year announcement at the WCWS Opening Ceremonies.

OH MERCY, MERCY ME...

The Sun Devils seem to have a habit of giving opponents a bit of mercy. Out of 45 games, ASU has mercy-ruled opponents 16 times. One a 20-5 win over South Alabama at the Wilson/DiMarini Invitational. In addition, their first weekend of Pac-10 conference play, ASU swept the Oregon schools with three straight run-rule victories, the first time in ASU program history that they run-ruled an entire Pac-10 weekend. The Sun Devils also topped the UNLV Rebels on April 7 with a 20-15 win and a 15-2 win. They tacked another one on the second-ranked team in the nation as well, with a 10-1 win in five over Stanford on April 19.

YOU MIGHT WANT TO MAKE A NOTE...

A State isn't just satisfied with season records and winning. They're etching their name all over the NCAA record books in single-game fun as well. Against UNLV on April 7, ASU hit 10 home runs in their 20-10 win over the Rebels, which ties the NCAA all-time single-game record. On the day they hit 15 home runs, adding five more in game two of that double-header.

**BRING YOUR GREEN HAT...WE'RE GOING STREAKING!**

The Sun Devils won't be streaking through the quads, but they will be streaking through this season. Some of the more notatble streaks ASU has been on this season is:

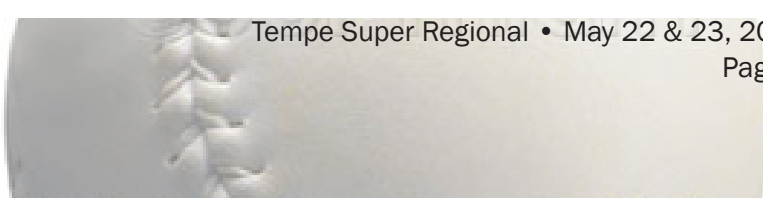
- Kaitlin Cochran's seven consecutive games with a home run
- Kaylyn Castillo's 16 game hitting streak...and current five game hitting streak.
- Kaitlin Cochran collected a 13 game hitting streak....and is also on a five game hitting streak
- Katelyn Boyd collected a 12 game hitting streak
- Jessica Mapes 12 game hitting streak...snapped in game six of the Tempe Regional

OH BOYD, OH BOYD...

Froshie Katelyn Boyd has come to play this year as she currently has 17 multiple hit games and 14 multiple RBI games on the season. Now go carry the water Froshie!

A TALL, WILLOWY MAPLE?

Senior, Jessica Mapes has really come into her own this season as she wants to go out with a bang. Not only has the tiny outfielder increased her batting average by over 100 points, she also has claimed the best season in her career. She claimed a 12 game hitting streak, which was snapped in Game Six of the Tempe Regional and holds the team high of 26 multiple hit games with 23 two hit games and three games with three hits. She also was a finalist for the Lowe's Senior Class Award and graduated in May with a degree in Famliy and Human Development with an unheard of 4.11 GPA!



Sun Devil Sballin record when ...

Home: 34-6

Away: 4-7

Neutral: 6-4

Day games: 25-10

Night games: 19-7

vs Left starter: 5-2

vs Right starter: 39-15

1-Run games: 3-5

2-Run games: 3-3

5+Run games: 25-5

Extra innings: 1-1

Shutouts: 14-2

Scoring 0-2 runs: 0-8

..... 3-5 runs 14-5

..... 6-9 runs 15-4

..... 10+ runs 15-0

Opponent 0-2 runs: 28-1

..... 3-5 runs 11-5

..... 6-9 runs 4-6

..... 10+ runs 1-5

Scored in 1st inning: 22-2

Opp. scored in 1st: 11-13

Scores first: 30-2

Opp. scores first: 14-15

After 4 leading: 39-2

..... trailing: 4-14

..... tied: 1-1

After 5 leading: 28-1

..... trailing: 2-11

..... tied: 1-2

After 6 leading: 27-1

..... trailing: 0-12

..... tied: 1-1

Hit 0 home runs: 9-7

... 1 home run: 16-7

... 2+ home runs: 19-3

Opponent 0 home runs: 24-1

..... 1 home run: 15-5

..... 2+ HRs: 5-11

Made 0 errors: 20-4

.... 1 error: 13-8

.... 2+ errors: 11-5

Opp. made 0 errors: 11-8

..... 1 error: 15-5

..... 2+ errors: 18-4

Out-hit opponent: 35-5

Out-hit by opponent: 7-11

Hits are tied: 2-1

Weekday games: 5-3

Friday games: 16-4

Saturday games: 13-6

Sunday games: 10-4

After eating Picnic Company: 16-3

After eating Munch-a-mania: 7-2



2009 USA SOFTBALL POLL - WEEK 14

Rank	Record	School
1	55-3	Florida
2	41-9	UCLA*
3	47-9	Alabama
4	41-10	Washington*
5	44-9	Stanford*
6	41-10	Michigan
7	41-14	Arizona*
8	39-10	Georgia
9	40-14	Oklahoma
10	44-9	Ohio State
11	45-9	Missouri
12	40-16	Arizona State*
13	31-13	Northwestern
14	43-13	Georgia Tech
15	38-16-1	Tennessee
16	35-18	Cal*
17	45-11	North Carolina
18	47-9	Louisville
19	37-12	DePaul
20	43-14	Florida St.
21	38-8	UMass
22	39-10	Cal Poly
23	32-16-1	LSU
24	43-11	ULL
25	35-18	Fresno St.

2009 SUN DEVIL ROSTER

Numerical								
No.	Name	Pos.	B/T	Hgt.	Yr.	Exp.		
2	Caylyn Carlson	OF	R/R	5-3	Jr.	2V		
4	Megan Elliott	P	R/R	5-10	Jr.	2V		
5	Christina Zambrana	INF	R/R	5-6	Fr.	HS		
6	Renee Welty	C	R/R	5-8	Sr.	1V		
8	Lesley Rogers	OF	R/R	5-6	So.	1V		
9	Sarah Rice	C	R/R	5-4	So.	1V		
10	Hillary Bach	P	R/R	6-2	Fr.	HS		
11	Krista Donnenwirth	IF	R/R	5-11	So.	1V		
12	Jessica Mapes	OF	L/R	5-1	Sr.	3V		
14	Clarissa Andorfer-Lopez	IF/OF	L/R	5-2	Jr.	2V		
15	Katie Crabb	IF	R/R	5-10	Jr.	2V		
16	Kaitlin Cochran	OF	L/L	5-9	Sr.	3V		
17	Katelyn Boyd	IF	R/L	5-5	Fr.	HS		
18	Michelle Nulliner	2B	R/R	5-7	So.	1V		
22	Talor Haro	OF	R/R	5-6	Fr.	HS		
23	Lexi Anderson	INF	L/L	5-7	Fr.	HS		
24	Aurora Pangallo	OF	R/R	5-6	Fr.	HS		
25	Brooke Neuman	IF	R/R	5-7	Sr.	1V		
26	Nikole Afusia	C	R/R	5-7	Fr.	HS		
27	Kaylyn Castillo	C	R/R	5-2	So.	TR		
36	Mandy Urfer	IF	R/R	5-10	So.	1V		
63	Megan Ellsworth	P	R/R	5-11	Fr.	HS		
77	Dani Rae Loughheed	OF	L/L	5-9	So.	1V		
88	Annie Lockwood	INF	R/R	5-8	Fr.	HS		
99	Ashley Muenz	IF	R/R	5-4	So.	1V		

Head Coach: Clint Myers 4th Year at ASU (Arizona State '76)

Associate Head Coach: Robert Wagner, 4th Year (Washington '95);

Assistant Coach: Kirsten Voak, 4th Year (Arizona State '02)



Kaitlin Cochran
Senior - OF
Yorba Linda, Calif.

- 2006, 2007 & 2008 NFCA First Team All-American
- 2007, 2008 & 2009 Pac-10 Player of the Year
- 2006, 2007, 2008 & 2009 NFCA All-Pacific Region First-Team
- 2007, 2008 & 2009 ESPN/CoSIDA All-Academic First-Team
- 2007, 2008 & 2009 Finalist For USA Softball National POY

Kaitlin Cochran thus far in this season and throughout her career has led the nation in nearly every offensive category at one point in the season. The Pac-10 Player of Year still holds the nation's leading on-base percentage and ranks top 10 in batting average, slugging percentage, home runs, home runs per game and is ranked in RBI per game. She has broken every ASU offensive career and single-season record and now continues to climb up the Pac-10 and NCAA record books in hits, doubles, home runs, slugging percentage, on base percentage, walks and intentional walks. Cochran is hitting .424 on the season with 65 runs scored. She has drawn an incredible 59 walks with 59 RBI. In Pac-10 play, she has still hit an impressive .404 with 17 RBI and a slugging percentage of 0.915. Cochran earned the Pac-10 Player of the Week on March 31 as well as earned first-time honors.

In 2009 alone, Cochran has:

- Led the Pac-10 in nearly every offensive category at one point.
- Increased her runs scored total with less at-bats than the 2008 season. Scores 57% of the time she reaches base.
- Has reset the ASU single-season homerun record of 18 which she formerly held with her current 20.
- Is already third in NCAA History for career intentional base on balls (49)
- Led the nation in on-base percentage...highest in her career currently.
- Broken ASU career records in homeruns, hits, doubles and RBIs...creeping up Pac-10 & NCAA records in all as well.

2009 Accolades & Awards:

- Named Pac-10 Player of the Week
- Pac-10 Player of the Year (Third consecutive, a first in Pac-10 history - Was Pac-10 Newcomer of the Year in 2006)
- Named to the Louisville Slugger/NFCA All-Pacific Region First Team
- Named to the ESPN the Magazine's CoSIDA Academic All-American First Team
- Named to the top 3 finalists for USA Softball's National Player of the Year Award for the second time in her career.

Career Stats

Year	Avg	GP-GS	AB	R	H	2B	3B	HR	RBI	TB	SLG%	BB	IBB	SO	OB%	SF	SH	SB-ATT	E	FLD%
2006....	.437	68-68	190	47	83	8	4	17	61	150	.789	38	11	25	.547	3	0	12-17	0	1.000
2007.....	.497	69-69	187	72	92	16	2	18	59	166	.888	59	15	14	.624	4	0	27-31	1	.982
2008....	.439	70-70	171	84	75	19	4	13	48	140	.825	72	29	15	.623	1	3	9-12	1	.977
2009....	.424	61-61	144	65	61	11	0	20	59	132	.917	59	7	24	.612	2	1	16-16	1	.985
TOTAL....	.449	267-267	692	268	311	54	10	68	227	588	.855	225	61	78	.602	10	4	64-76	3	.986

THREE-TIME PAC-10 PLAYER OF THE YEAR
2006, 2007 & 2008 NFCA FIRST TEAM ALL-AMERICAN
TOP THREE FINALIST FOR USA SOFTBALL PLAYER OF THE YEAR

The Automated ScoreBook
Overall Statistics for Arizona State (as of May 19, 2009)
(All games Sorted by Batting avg)

Record: 44-17 Home: 33-5 Away: 5-8 Neutral: 6-4 Conference: 10-11

Player	avg	gp-gs	ab	r	h	2b	3b	hr	rbi	tb	slg%	bb	hp	so	gdp	ob%	sf	sh	sb-att	po	a	e	fld%
Cochran, Kaitlin	.424	61-61	144	65	61	11	0	20	59	132	.917	59	14	24	0	.612	2	1	16-16	59	6	1	.985
Mapes, Jessica	.394	57-56	180	47	71	13	1	1	18	89	.494	17	4	27	0	.458	0	5	7-8	37	1	0	1.000
Castillo, Kaylyn	.348	44-40	135	18	47	7	0	6	38	72	.533	6	1	13	0	.378	1	1	1-1	131	17	2	.987
Haro, Taylor	.348	43-11	46	17	16	3	0	0	6	19	.413	5	0	8	0	.412	0	0	4-5	2	0	0	1.000
Donnenwirth, Krista	.329	57-57	158	30	52	8	0	9	45	87	.551	25	2	20	0	.420	3	2	0-0	53	113	6	.965
Rogers, Lesley	.326	55-53	144	49	47	9	3	2	26	68	.472	30	2	25	0	.441	3	12	5-5	52	4	4	.933
Boyd, Katelyn	.323	61-61	186	55	60	16	1	10	57	108	.581	17	2	15	1	.383	1	2	14-14	100	116	12	.947
Crabb, Katie	.321	43-36	84	21	27	6	0	3	15	42	.500	14	3	10	0	.431	1	2	0-0	201	9	3	.986
Zambrana, Christina	.318	27-11	44	10	14	0	0	5	17	29	.659	8	0	16	0	.423	0	1	0-0	22	15	5	.881
Carlson, Caylyn	.277	56-43	112	24	31	6	0	7	29	58	.518	13	0	27	1	.349	1	0	1-1	43	15	1	.983
Urfer, Mandy	.268	44-25	71	18	19	3	0	8	25	46	.648	12	2	21	0	.388	0	0	1-1	211	8	3	.986
Welty, Renee	.254	32-31	71	12	18	1	0	7	18	40	.563	8	4	17	0	.361	0	2	0-0	114	12	1	.992
Muenz, Ashley	.241	44-36	83	23	20	3	1	5	20	40	.482	19	1	11	0	.385	1	1	4-4	56	54	9	.924
Ware, Jessica	.219	19-12	32	7	7	0	0	0	5	7	.219	3	1	7	0	.306	0	2	1-1	22	24	7	.868

Andorfer-Lo, Clarissa	.667	14-0	3	6	2	0	0	0	0	2	.667	0	0	0	0	.667	0	0	1-1	0	0	0	.000
Afusia, Nikole	.333	12-0	12	0	4	1	0	0	2	5	.417	0	0	1	0	.333	0	0	0-0	6	0	0	1.000
Neuman, Brooke	.333	9-1	6	1	2	0	0	0	2	2	.333	3	0	1	0	.556	0	0	0-0	1	5	0	1.000
Nulliner, Michelle	.320	26-7	25	11	8	0	0	1	3	11	.440	3	0	9	0	.393	0	0	2-3	13	9	4	.846
Anderson, Lexi	.250	11-3	8	1	2	0	0	0	0	2	.250	2	0	3	0	.400	0	0	0-0	4	6	0	1.000
Lockwood, Annie	.200	13-3	15	2	3	1	0	1	3	7	.467	2	0	7	0	.294	0	0	0-0	5	1	0	1.000
Rice, Sarah	.000	7-0	8	0	0	0	0	0	1	0	.000	0	0	0	0	.000	0	0	0-0	0	0	0	.000
Lougheed, Dani Rae	.000	5-2	7	0	0	0	0	0	0	0	.000	1	0	1	0	.125	0	0	0-0	2	0	0	1.000
Elliott, Megan	.000	2-2	3	0	0	0	0	0	0	0	.000	0	0	1	0	.000	0	0	0-0	4	13	1	.944
Pangallo, Aurora	.000	1-0	0	0	0	0	0	0	0	0	.000	0	0	0	0	.000	0	0	0-0	0	0	0	.000
Totals	.324	61	1577	417	511	88	6	85	389	866	.549	247	36	264	2	.424	13	31	57-60	1149	497	63	.963
Opponents	.259	61	1484	215	384	51	1	65	201	632	.426	117	38	228	4	.328	6	42	25-33	1090	403	79	.950

LOB - Team (397), Opp (323). DPs turned - Team (28), Opp (10). IBB - Team (8), Cochran 7, Donnenwirth 1, Opp (3). Picked off - Boyd 2, Andorfer-Lop 1, Castillo 1, Zambrana 1, Crabb 1, Cochran 1.

(All games Sorted by Earned run avg)

Player	era	w-l	app	gs	cg	sho	sv	ip	h	r	er	bb	so	2b	3b	hr	b/avg	wp	hp	bk	sfa	sha
Bach, Hillary	3.01	28-9	41	36	31	12/0	1	232.2	231	113	100	52	151	29	1	40	.257	3	24	0	3	31
Ellsworth, Megan	3.83	6-1	11	5	4	0/0	0	38.1	47	26	21	3	22	7	0	7	.301	0	2	0	0	4
Elliott, Megan	3.94	10-7	26	20	11	2/0	0	112.0	106	76	63	62	55	15	0	18	.247	17	12	0	3	7
Totals	3.36	44-17	61	61	46	14/0	1	383.0	384	215	184	117	228	51	1	65	.259	20	38	0	6	42
Opponents	6.80	17-44	61	61	33	2/0	1	363.1	511	417	353	247	264	88	6	85	.324	32	36	3	13	31

PB - Team (10), Castillo 5, Welty 5, Opp (16). Pickoffs - Team (0), Opp (6). SBA/ATT - Welty (15-19), Bach (14-18), Castillo (10-14), Elliott (9-10), Ellsworth (2-5).

The Automated ScoreBook
Overall Statistics for Arizona State (as of May 19, 2009)
(All games Sorted by Fielding pct)

Player	c	po	a	e	fld%	dp	sba	csb	sba%	pb	ci
Mapes, Jessica	38	37	1	0	1.000	0	0	0	.000	0	0
Anderson, Lexi	10	4	6	0	1.000	0	0	0	.000	0	0
Neuman, Brooke	6	1	5	0	1.000	0	0	0	.000	0	0
Lockwood, Annie	6	5	1	0	1.000	0	0	0	.000	0	0
Afusia, Nikole	6	6	0	0	1.000	0	0	0	.000	0	0
Lougheed, Dani Rae	2	2	0	0	1.000	0	0	0	.000	0	0
Haro, Taylor	2	2	0	0	1.000	0	0	0	.000	0	0
Welty, Renee	127	114	12	1	.992	1	15	4	.789	5	0
Castillo, Kaylyn	150	131	17	2	.987	0	10	4	.714	5	0
Urfer, Mandy	222	211	8	3	.986	12	0	0	.000	0	0
Crabb, Katie	213	201	9	3	.986	9	0	0	.000	0	0
Cochran, Kaitlin	66	59	6	1	.985	0	0	0	.000	0	0
Carlson, Caylyn	59	43	15	1	.983	2	0	0	.000	0	0
Donnenwirth, Krista	172	53	113	6	.965	10	0	0	.000	0	0
Bach, Hillary	78	11	64	3	.962	4	14	4	.778	0	0
Boyd, Katelyn	228	100	116	12	.947	11	0	0	.000	0	0
Elliott, Megan	18	4	13	1	.944	1	9	1	.900	0	0
Rogers, Lesley	60	52	4	4	.933	0	0	0	.000	0	0
Muenz, Ashley	119	56	54	9	.924	10	0	0	.000	0	0
Zambrana, Christina	42	22	15	5	.881	2	0	0	.000	0	0
Ware, Jessica	53	22	24	7	.868	4	0	0	.000	0	0
Nulliner, Michelle	26	13	9	4	.846	1	0	0	.000	0	0
Ellsworth, Megan	6	0	5	1	.833	0	2	3	.400	0	0
Pangallo, Aurora	0	0	0	0	.000	0	0	0	.000	0	0
Andorfer-Lo, Clarissa	0	0	0	0	.000	0	0	0	.000	0	0
Rice, Sarah	0	0	0	0	.000	0	0	0	.000	0	0
Totals	1709	1149	497	63	.963	28	25	8	.758	10	0
Opponents	1572	1090	403	79	.950	10	57	3	.950	16	0

Hitting minimums - 1 Games 30 AB

Pitching minimums - 1 Games

The Automated ScoreBook
Overall Statistics for Arizona State (as of May 19, 2009)
(Tempe Regional Stats Sorted by Batting avg)

Record: 4-1 Home: 3-0 Away: 1-1 Conference: 0-0

Player	avg	gp-gs	ab	r	h	2b	3b	hr	rbi	tb	slg%	bb	hp	so	gdp	ob%	sf	sh	sb-att	po	a	e	fld%

Haro, Taylor	.571	4-3	7	1	4	0	0	0	1	4	.571	2	0	0	0	.667	0	0	0-0	0	0	0	.000
Afusia, Nikole	.500	2-0	2	0	1	1	0	0	0	2	1.000	0	0	0	0	.500	0	0	0-0	0	0	0	.000
Castillo, Kaylyn	.444	5-5	18	0	8	0	0	0	3	8	.444	1	0	1	0	.474	0	0	0-0	15	2	1	.944
Cochran, Kaitlin	.438	5-5	16	6	7	0	0	0	1	7	.438	2	1	0	0	.526	0	0	2-2	5	1	0	1.000
Donnenwirth, Krista	.429	5-5	14	2	6	1	0	1	8	10	.714	3	0	2	0	.500	1	1	0-0	10	9	2	.905
Mapes, Jessica	.400	5-5	15	6	6	0	0	0	1	6	.400	3	0	4	0	.500	0	1	0-0	9	0	0	1.000
Crabb, Katie	.333	5-4	9	2	3	1	0	0	1	4	.444	2	1	0	0	.500	0	0	0-0	17	0	1	.944
Rogers, Lesley	.286	5-5	14	2	4	1	0	0	1	5	.357	0	0	4	0	.286	0	0	0-0	4	0	0	1.000
Carlson, Caylyn	.286	5-2	7	1	2	0	0	0	0	2	.286	0	0	2	0	.286	0	0	0-0	3	7	0	1.000
Boyd, Katelyn	.200	5-5	15	3	3	1	0	1	3	7	.467	1	0	1	0	.250	0	0	1-1	14	7	2	.913
Muenz, Ashley	.000	4-3	6	0	0	0	0	0	2	0	.000	2	0	0	0	.222	1	0	0-0	7	4	0	1.000
Welty, Renee	.000	2-2	5	0	0	0	0	0	0	0	.000	0	0	2	0	.000	0	0	0-0	2	0	0	1.000
Urfer, Mandy	.000	5-1	4	0	0	0	0	0	0	0	.000	0	0	2	0	.000	0	0	0-0	9	1	0	1.000
Nulliner, Michelle	.000	3-0	0	2	0	0	0	0	0	0	.000	0	0	0	0	.000	0	0	0-0	0	0	0	.000
Totals	.333	5	132	25	44	5	0	2	21	55	.417	16	2	18	0	.408	2	2	3-3	96	38	6	.957
Opponents	.233	5	116	14	27	3	0	4	14	42	.362	9	7	13	0	.323	1	6	1-2	90	36	7	.947

LOB - Team (39), Opp (29). DP's turned - Team (2). IBB - Team (1), Cochran 1.

(Tempe Regional Stats Sorted by Earned run avg)

Player	era	w-l	app	gs	cg	sho	sv	ip	h	r	er	bb	so	2b	3b	hr	b/avg	wp	hp	bk	sfa	sha
Ellsworth, Megan	0.00	0-0	1	0	0	0/0	0	2.0	2	0	0	0	0	0	0	0	.333	0	0	0	0	0
Bach, Hillary	1.45	4-0	5	4	4	3/0	0	29.0	23	7	6	5	13	3	0	3	.221	0	6	0	1	6
Elliott, Megan	49.00	0-1	1	1	0	0/0	0	1.0	2	7	7	4	0	0	0	1	.333	1	1	0	0	0
Totals	2.84	4-1	5	5	4	3/0	0	32.0	27	14	13	9	13	3	0	4	.233	1	7	0	1	6
Opponents	5.13	1-4	5	5	2	0/0	0	30.0	44	25	22	16	18	5	0	2	.333	4	2	0	2	2

PB - Team (2), Welty 1, Castillo 1, Opp (1). SBA/ATT - Castillo (1-2), Bach (1-2).

The Automated ScoreBook
Overall Statistics for Arizona State (as of May 19, 2009)
(Tempe Regional Stats Sorted by Fielding pct)

Player	c	po	a	e	fld%	dp	sba	csb	sba%	pb	ci
Muenz, Ashley	11	7	4	0	1.000	1	0	0	.000	0	0
Urfer, Mandy	10	9	1	0	1.000	1	0	0	.000	0	0
Carlson, Caylyn	10	3	7	0	1.000	0	0	0	.000	0	0
Mapes, Jessica	9	9	0	0	1.000	0	0	0	.000	0	0
Bach, Hillary	8	1	7	0	1.000	0	1	1	.500	0	0
Cochran, Kaitlin	6	5	1	0	1.000	0	0	0	.000	0	0
Rogers, Lesley	4	4	0	0	1.000	0	0	0	.000	0	0
Welty, Renee	2	2	0	0	1.000	0	0	0	.000	1	0
Castillo, Kaylyn	18	15	2	1	.944	0	1	1	.500	1	0
Crabb, Katie	18	17	0	1	.944	1	0	0	.000	0	0
Boyd, Katelyn	23	14	7	2	.913	0	0	0	.000	0	0
Donnenwirth, Krista	21	10	9	2	.905	1	0	0	.000	0	0
Elliott, Megan	0	0	0	0	.000	0	0	0	.000	0	0
Afusia, Nikole	0	0	0	0	.000	0	0	0	.000	0	0
Haro, Taylor	0	0	0	0	.000	0	0	0	.000	0	0
Ellsworth, Megan	0	0	0	0	.000	0	0	0	.000	0	0
Nulliner, Michelle	0	0	0	0	.000	0	0	0	.000	0	0
Totals	140	96	38	6	.957	2	1	1	.500	2	0
Opponents	133	90	36	7	.947	0	3	0	1.000	1	0

Hitting minimums - 1 Games 30 AB

Pitching minimums - 1 Games

The Automated ScoreBook
Conference statistics for Arizona State (as of May 10, 2009)
(Conference games only Sorted by Batting avg)

Record: 10-11 Home: 6-4 Away: 4-7 Conference: 10-11

Player	avg	gp-gs	ab	r	h	2b	3b	hr	rbi	tb	slg%	bb	hp	so	gdp	ob%	sf	sh	sb-att	po	a	e	fld%
Mapes, Jessica	.423	21-21	71	14	30	7	0	1	4	40	.563	5	1	12	0	.468	0	0	3-3	17	0	0	1.000
Cochran, Kaitlin	.404	21-21	47	21	19	3	0	7	17	43	.915	23	5	9	0	.618	1	1	3-3	22	4	0	1.000
Castillo, Kaylyn	.333	19-19	60	7	20	5	0	3	19	34	.567	3	0	7	0	.359	1	0	0-0	54	10	0	1.000
Donnenwirth, Krista	.273	21-21	66	8	18	3	0	3	9	30	.455	3	0	7	0	.304	0	0	0-0	19	33	3	.945
Rogers, Lesley	.267	20-20	60	16	16	4	0	1	4	23	.383	6	1	10	0	.343	0	7	3-3	24	3	3	.900
Crabb, Katie	.257	19-16	35	6	9	1	0	1	5	13	.371	6	1	3	0	.372	1	0	0-0	71	4	0	1.000
Boyd, Katelyn	.242	21-21	62	16	15	6	0	2	13	27	.435	7	1	5	0	.324	1	1	2-2	45	46	3	.968
Carlson, Caylyn	.194	20-15	36	9	7	2	0	3	9	18	.500	3	0	13	1	.256	0	0	0-0	19	8	0	1.000

Haro, Taylor	.333	13-2	9	3	3	0	0	0	2	3	.333	0	0	3	0	.333	0	0	3-3	0	0	0	.000
Welty, Renee	.273	10-9	22	2	6	0	0	1	3	9	.409	4	2	6	0	.429	0	0	0-0	26	2	0	1.000
Zambrana, Christina	.263	10-4	19	3	5	0	0	3	6	14	.737	2	0	8	0	.333	0	0	0-0	8	5	3	.813
Nulliner, Michelle	.250	9-1	4	2	1	0	0	0	1	1	.250	0	0	3	0	.250	0	0	0-0	1	2	0	1.000
Urfer, Mandy	.150	17-5	20	1	3	0	0	1	4	6	.300	2	0	7	0	.227	0	0	0-0	61	4	1	.985
Muenz, Ashley	.148	18-13	27	4	4	0	0	1	5	7	.259	5	1	4	0	.303	0	1	1-1	21	21	4	.913
Elliott, Megan	.000	1-1	3	0	0	0	0	0	0	0	.000	0	0	1	0	.000	0	0	0-0	0	5	0	1.000
Anderson, Lexi	.000	1-1	1	0	0	0	0	0	0	0	.000	0	0	1	0	.000	0	0	0-0	2	0	0	1.000
Afusia, Nikole	.000	1-0	1	0	0	0	0	0	0	0	.000	0	0	0	0	.000	0	0	0-0	0	0	0	.000
Lockwood, Annie	.000	1-0	1	0	0	0	0	0	0	0	.000	0	0	1	0	.000	0	0	0-0	0	0	0	.000
Pangallo, Aurora	.000	1-0	0	0	0	0	0	0	0	0	.000	0	0	0	0	.000	0	0	0-0	0	0	0	.000
Totals	.287	21	544	112	156	31	0	27	101	268	.493	69	12	100	1	.377	4	10	15-15	396	169	19	.967
Opponents	.287	21	520	91	149	20	0	38	85	283	.544	54	14	73	2	.368	1	19	16-18	400	142	20	.964

LOB - Team (127), Opp (121). DPs turned - Team (8), Opp (4). IBB - Team (1), Cochran 1, Opp (3). Picked off - Cochran 1, Zambrana 1, Castillo 1.

(Conference games only Sorted by Earned run avg)

Player	era	w-l	app	gs	cg	sho	sv	ip	h	r	er	bb	so	2b	3b	hr	b/avg	wp	hp	bk	sfa	sha
Bach, Hillary	3.88	8-8	16	16	13	3/0	0	95.2	104	61	53	34	58	13	0	27	.279	1	8	0	0	16
Elliott, Megan	4.69	2-3	8	5	4	0/0	0	34.1	36	25	23	20	15	6	0	10	.273	1	6	0	1	3
Ellsworth, Megan	14.00	0-0	1	0	0	0/0	0	2.0	9	5	4	0	0	1	0	1	.600	0	0	0	0	0
Totals	4.24	10-11	21	21	17	3/0	0	132.0	149	91	80	54	73	20	0	38	.287	2	14	0	1	19
Opponents	5.04	11-10	21	21	10	1/0	1	133.1	156	112	96	69	100	31	0	27	.287	15	12	2	4	10

PB - Team (3), Castillo 2, Welty 1, Opp (5). Pickoffs - Team (0), Opp (3). SBA/ATT - Bach (8-10), Welty (10-10), Castillo (6-8), Elliott (7-7), Ellsworth (1-1).

The Automated ScoreBook
Conference statistics for Arizona State (as of May 10, 2009)
(Conference games only Sorted by Fielding pct)

Player	c	po	a	e	fld%	dp	sba	csb	sba%	pb	ci
Crabb, Katie	75	71	4	0	1.000	2	0	0	.000	0	0
Castillo, Kaylyn	64	54	10	0	1.000	0	6	2	.750	2	0
Welty, Renee	28	26	2	0	1.000	1	10	0	1.000	1	0
Carlson, Caylyn	27	19	8	0	1.000	2	0	0	.000	0	0
Cochran, Kaitlin	26	22	4	0	1.000	0	0	0	.000	0	0
Mapes, Jessica	17	17	0	0	1.000	0	0	0	.000	0	0
Elliott, Megan	5	0	5	0	1.000	0	7	0	1.000	0	0
Nulliner, Michelle	3	1	2	0	1.000	1	0	0	.000	0	0
Anderson, Lexi	2	2	0	0	1.000	0	0	0	.000	0	0
Ellsworth, Megan	1	0	1	0	1.000	0	1	0	1.000	0	0
Urfer, Mandy	66	61	4	1	.985	2	0	0	.000	0	0
Boyd, Katelyn	94	45	46	3	.968	5	0	0	.000	0	0
Donnenwirth, Krista	55	19	33	3	.945	1	0	0	.000	0	0
Bach, Hillary	29	6	21	2	.931	1	8	2	.800	0	0
Muenz, Ashley	46	21	21	4	.913	2	0	0	.000	0	0
Rogers, Lesley	30	24	3	3	.900	0	0	0	.000	0	0
Zambrana, Christina	16	8	5	3	.813	1	0	0	.000	0	0
Haro, Taylor	0	0	0	0	.000	0	0	0	.000	0	0
Afusia, Nikole	0	0	0	0	.000	0	0	0	.000	0	0
Lockwood, Annie	0	0	0	0	.000	0	0	0	.000	0	0
Pangallo, Aurora	0	0	0	0	.000	0	0	0	.000	0	0
Totals	584	396	169	19	.967	8	16	2	.889	3	0
Opponents	562	400	142	20	.964	4	15	0	1.000	5	0

Hitting minimums - 1 Games 30 AB
Pitching minimums - 1 Games

The Automated ScoreBook
Games Summary for Arizona State (as of May 20, 2009)
(All games)

Score by innings	1	2	3	4	5	6	7	8	Total
Arizona State	64	78	76	63	74	47	14	1	417
Opponents	58	30	44	25	27	17	13	1	215

Record when ...

Overall	44-17	After 4 leading	39-2
Conference	10-11 trailing	4-14
Non-Conference	34-6 tied	1-1
Home games	33-5	After 5 leading	28-1
Away games	5-8 trailing	2-11
Neutral site	6-4 tied	1-2
Day games	25-10	After 6 leading	27-1
Night games	19-7 trailing	0-12
vs Left starter	5-2 tied	1-1
vs Right starter	39-15		
1-Run games	3-5	Hit 0 home runs	9-7
2-Run games	3-3	... 1 home run	16-7
5+Run games	25-5	... 2+ home runs	19-3
Extra innings	1-1		
Shutouts	14-2	Opponent 0 home runs	24-1
	 1 home run	15-5
	 2+ HRs	5-11
Scoring 0-2 runs	0-8		
..... 3-5 runs	14-5	Made 0 errors	20-4
..... 6-9 runs	15-4 1 error	13-8
..... 10+ runs	15-0 2+ errors	11-5
Opponent 0-2 runs	28-1		
..... 3-5 runs	11-5	Opp. made 0 errors	11-8
..... 6-9 runs	4-6 1 error	15-5
..... 10+ runs	1-5 2+ errors	18-4
Scored in 1st inning	22-2	Out-hit opponent	35-5
Opp. scored in 1st	11-13	Out-hit by opponent	7-11
Scores first	30-2	Hits are tied	2-1
Opp. scores first	14-15		

Record when team scores:

Runs	0	1	2	3	4	5	6	7	8	9	10+
W-L	0-2	0-1	0-5	2-2	2-3	10-0	5-3	3-0	4-1	3-0	15-0

Record when opponent scores:

Runs	0	1	2	3	4	5	6	7	8	9	10+
W-L	14-0	6-1	8-0	5-2	5-2	1-1	2-0	2-3	0-2	0-1	1-5

Record when leading after:

Inn.	1	2	3	4	5	6
W-L	19-1	27-1	36-1	39-2	28-1	27-1

Record when trailing after:

Inn.	1	2	3	4	5	6
W-L	6-13	5-13	6-13	4-14	2-11	0-12

Record when tied after:

Inn.	1	2	3	4	5	6
W-L	19-3	12-3	2-3	1-1	1-2	1-1

Current winning streak: 3

Longest winning streak: 11

Longest losing streak: 6

Home attendance : 40592 (38 dates avg = 1068)

Away attendance : 12267 (23 dates avg = 533)

Total attendance: 52859 (61 dates avg = 866)

The Automated ScoreBook
Miscellaneous Stats for Arizona State (as of May 20, 2009)
(All games)

Multiple Hit Games	2	3	4	5+	Total
Mapes, Jessica	23	3	-	-	26
Boyd, Katelyn	14	3	-	-	17
Rogers, Lesley	13	2	-	-	15
Cochran, Kaitlin	12	3	-	-	15
Castillo, Kaylyn	7	4	-	-	11
Donnenwirth, Krista	8	3	-	-	11
Carlson, Caylyn	7	-	-	-	7
Crabb, Katie	5	1	-	-	6
Urfer, Mandy	5	-	-	-	5
Haro, Taylor	3	1	-	-	4
Zambrana, Christina	3	1	-	-	4
Welty, Renee	2	1	-	-	3
Muenz, Ashley	3	-	-	-	3
Anderson, Lexi	1	-	-	-	1
Nulliner, Michelle	1	-	-	-	1
TEAM	107	22	0	0	129

Multiple RBI Games	2	3	4	5+	Total
Cochran, Kaitlin	7	7	2	1	17
Boyd, Katelyn	8	2	3	1	14
Castillo, Kaylyn	7	2	1	-	10
Donnenwirth, Krista	5	4	1	-	10
Urfer, Mandy	6	3	-	-	9
Carlson, Caylyn	5	1	1	-	7
Rogers, Lesley	5	1	-	-	6
Zambrana, Christina	2	2	1	-	5
Welty, Renee	2	1	-	1	4
Mapes, Jessica	4	-	-	-	4
Muenz, Ashley	1	2	-	-	3
Crabb, Katie	1	1	-	-	2
Haro, Taylor	2	-	-	-	2
Afusia, Nikole	1	-	-	-	1
Lockwood, Annie	1	-	-	-	1
TEAM	57	26	9	3	95

Hitting Streaks	Longest	Current
Castillo, Kaylyn	16	5
Cochran, Kaitlin	13	5
Boyd, Katelyn	12	3
Mapes, Jessica	12	1
Donnenwirth, Krista	8	-
Carlson, Caylyn	6	-
Welty, Renee	5	-
Rogers, Lesley	5	2
Crabb, Katie	5	-
Urfer, Mandy	3	-
Haro, Taylor	3	2
Nulliner, Michelle	3	-
Ware, Jessica	3	2
Muenz, Ashley	3	-
Andorfer-Lo, Clarissa	2	2
Afusia, Nikole	2	-
Zambrana, Christina	2	-
Lockwood, Annie	1	-
Neuman, Brooke	1	1
Anderson, Lexi	1	-

The Automated ScoreBook
Miscellaneous Stats for Arizona State (as of May 20, 2009)
(All games)

Starting Lineup By Position
(Team W-L record when starter)

PITCHER:		
Bach, Hillary	36	(27-9)
Elliott, Megan	20	(13-7)
Ellsworth, Megan	5	(4-1)
CATCHER:		
Castillo, Kaylyn	32	(21-11)
Welty, Renee	29	(23-6)
FIRST BASE:		
Crabb, Katie	36	(25-11)
Urfer, Mandy	25	(19-6)
SECOND BASE:		
Muenz, Ashley	29	(20-9)
Ware, Jessica	9	(8-1)
Nulliner, Michelle	7	(6-1)
Zambrana, Christina	7	(4-3)
Carlson, Caylyn	6	(4-2)
Anderson, Lexi	3	(2-1)
THIRD BASE:		
Donnenwirth, Krista	57	(42-15)
Ware, Jessica	3	(1-2)
Neuman, Brooke	1	(1-0)
SHORTSTOP:		
Boyd, Katelyn	59	(42-17)
Muenz, Ashley	2	(2-0)
LEFT FIELD:		
Mapes, Jessica	29	(21-8)
Rogers, Lesley	28	(20-8)
Carlson, Caylyn	2	(1-1)
Haro, Taylor	2	(2-0)
CENTER FIELD:		
Cochran, Kaitlin	61	(44-17)
RIGHT FIELD:		
Carlson, Caylyn	35	(25-10)
Rogers, Lesley	24	(17-7)
Haro, Taylor	1	(1-0)
Lougheed, Dani Rae	1	(1-0)
DESIGNATED HITTER:		
Mapes, Jessica	27	(18-9)
Haro, Taylor	8	(6-2)
Castillo, Kaylyn	8	(5-3)
Muenz, Ashley	5	(4-1)
Zambrana, Christina	4	(2-2)
Lockwood, Annie	3	(3-0)
Boyd, Katelyn	2	(2-0)
Elliott, Megan	2	(2-0)
Welty, Renee	2	(2-0)
Lougheed, Dani Rae	1	(1-0)
Rogers, Lesley	1	(1-0)

Starting Lineup By Lineup Spot
(Team W-L record when starter)

LEADOFF:		
Mapes, Jessica	53	(38-15)
Haro, Taylor	2	(2-0)
Rogers, Lesley	2	(1-1)
Cochran, Kaitlin	2	(1-1)
Boyd, Katelyn	1	(1-0)
Ware, Jessica	1	(1-0)
2ND SPOT:		
Rogers, Lesley	43	(31-12)
Cochran, Kaitlin	8	(6-2)
Boyd, Katelyn	3	(2-1)
Ware, Jessica	3	(2-1)
Nulliner, Michelle	2	(2-0)
Mapes, Jessica	1	(0-1)
Haro, Taylor	1	(1-0)
3RD SPOT:		
Cochran, Kaitlin	51	(37-14)
Castillo, Kaylyn	9	(6-3)
Boyd, Katelyn	1	(1-0)
CLEANUP:		
Boyd, Katelyn	35	(24-11)
Donnenwirth, Krista	18	(16-2)
Castillo, Kaylyn	8	(4-4)
5TH SPOT:		
Donnenwirth, Krista	20	(14-6)
Boyd, Katelyn	18	(13-5)
Castillo, Kaylyn	10	(5-5)
Muenz, Ashley	5	(5-0)
Zambrana, Christina	3	(2-1)
Crabb, Katie	2	(2-0)
Welty, Renee	1	(1-0)
Lockwood, Annie	1	(1-0)
Carlson, Caylyn	1	(1-0)
6TH SPOT:		
Donnenwirth, Krista	19	(12-7)
Carlson, Caylyn	12	(10-2)
Castillo, Kaylyn	7	(6-1)
Crabb, Katie	6	(5-1)
Muenz, Ashley	6	(4-2)
Rogers, Lesley	5	(3-2)
Urfer, Mandy	4	(2-2)
Haro, Taylor	1	(1-0)
Nulliner, Michelle	1	(1-0)
7TH SPOT:		
Crabb, Katie	15	(8-7)
Carlson, Caylyn	12	(8-4)
Muenz, Ashley	10	(8-2)
Welty, Renee	8	(7-1)
Urfer, Mandy	6	(5-1)
Zambrana, Christina	4	(3-1)
Boyd, Katelyn	3	(3-0)
Castillo, Kaylyn	2	(1-1)
Lockwood, Annie	1	(1-0)
8TH SPOT:		
Urfer, Mandy	14	(11-3)
Muenz, Ashley	12	(6-6)
Welty, Renee	11	(7-4)
Crabb, Katie	10	(8-2)
Rogers, Lesley	3	(3-0)
Castillo, Kaylyn	2	(2-0)
Nulliner, Michelle	2	(1-1)
Carlson, Caylyn	2	(1-1)
Elliott, Megan	1	(1-0)
Zambrana, Christina	1	(1-0)
Anderson, Lexi	1	(1-0)

[illegible]

The Automated ScoreBook
Season Game Highs for Cochran, Kaitlin (as of May 19, 2009)
(All games)

Batting

At bats:	4 - UTEP (Feb 08, 2009)
	4 - vs Texas (Feb 21, 2009)
	4 - vs Notre Dame (Mar 15, 2009)
	4 - Long Beach State (Mar 20, 2009)
	4 - at UCLA (Apr 02, 2009)
	4 - at Arizona (Apr 10, 2009)
	4 - Stanford (Apr 18, 2009)
	4 - Cal State Fullerton (May 16, 2009)
Runs scored:	4 - South Alabama (Feb 27, 2009)
Hits:	3 - vs Texas (Feb 21, 2009)
	3 - vs Nebraska (Mar 13, 2009)
	3 - Stanford (Apr 18, 2009)
RBI's:	6 - Long Beach State (Mar 20, 2009)
Doubles:	2 - vs Florida (Feb 19, 2009)
Home runs:	2 - South Alabama (Feb 27, 2009)
Total bases:	8 - South Alabama (Feb 27, 2009)
Walks:	5 - UTC (Feb 13, 2009)
Strikeouts:	3 - vs UMass (Feb 22, 2009)
Sac hits:	1 - at Cal (May 02, 2009)
Sac flies:	1 - South Dakota State (Mar 08, 2009)
	1 - at Oregon (May 09, 2009)
Stolen bases:	2 - UT-C (Feb 12, 2009)
	2 - Kent State (Feb 14, 2009)
	2 - Cal (Apr 17, 2009)
Hit by pitch:	2 - at Oregon State (May 07, 2009)
Runners LOB:	4 - at Oregon (May 08, 2009)

Fielding

Putouts:	5 - vs Florida (Feb 19, 2009)
Assists:	1 - UNLV (Apr 07, 2009)
	1 - Stanford (Apr 18, 2009)
	1 - UCLA (Apr 25, 2009)
	1 - UCLA (Apr 26, 2009)
	1 - at Oregon State (May 07, 2009)
	1 - at LSU (May 16, 2009)
Errors:	1 - vs Oklahoma (Feb 20, 2009)

Pitching

The Automated ScoreBook
Season Game Highs for Bach, Hillary (as of May 19, 2009)
(All games)

Batting

Fielding

Putouts:	2	-	at Oregon State (May 07, 2009)
Assists:	5	-	South Dakota State (Mar 06, 2009)
Errors:	1	-	vs Northwestern (Feb 20, 2009)
	1	-	Arizona (Apr 29, 2009)
	1	-	at Stanford (May 01, 2009)

Pitching

Innings pitched:	7.0	-	Penn State (Feb 07, 2009)
	7.0	-	Illinois State (Feb 13, 2009)
	7.0	-	Iowa (Feb 14, 2009)
	7.0	-	vs Northwestern (Feb 20, 2009)
	7.0	-	New Mexico State (Feb 28, 2009)
	7.0	-	vs DePaul (Mar 13, 2009)
	7.0	-	vs Notre Dame (Mar 15, 2009)
	7.0	-	Long Beach State (Mar 21, 2009)
	7.0	-	at UCLA (Apr 02, 2009)
	7.0	-	Cal (Apr 17, 2009)
	7.0	-	Washington (Apr 22, 2009)
	7.0	-	Arizona (Apr 29, 2009)
	7.0	-	at Cal (May 03, 2009)
	7.0	-	San Diego State (May 15, 2009)
	7.0	-	Cal State Fullerton (May 16, 2009)
	7.0	-	LSU (May 17, 2009)
	7.0	-	at LSU (May 17, 2009)
Runs allowed:	10	-	at Arizona (Apr 10, 2009)
	10	-	Arizona (Apr 29, 2009)
Earned runs:	10	-	at Arizona (Apr 10, 2009)
Walks allowed:	4	-	UCLA (Apr 26, 2009)
	4	-	Arizona (Apr 29, 2009)
	4	-	at Cal (May 03, 2009)
	4	-	at Oregon State (May 07, 2009)
Strikeouts:	10	-	vs Northwestern (Feb 20, 2009)
Hits allowed:	11	-	Long Beach State (Mar 21, 2009)
	11	-	at Arizona (Apr 10, 2009)
	11	-	Cal (Apr 17, 2009)
Doubles allowed:	3	-	at Washington (Apr 05, 2009)
	3	-	LSU (May 17, 2009)
Triples allowed:	1	-	Long Beach State (Mar 21, 2009)
Homers allowed:	5	-	at Arizona (Apr 10, 2009)
	5	-	UCLA (Apr 26, 2009)
Wild pitches:	2	-	vs Nebraska (Mar 13, 2009)
Hit batters:	3	-	Long Beach State (Mar 20, 2009)